

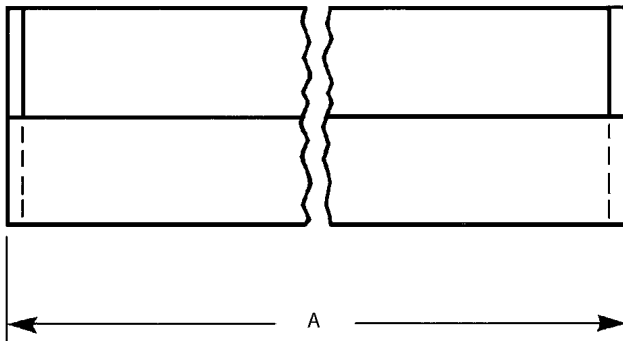
JOB:
 LOCATION:
 ARCHITECT:
 MECH ENG:
 CONTRACTOR:
 DATE:

RAL Series

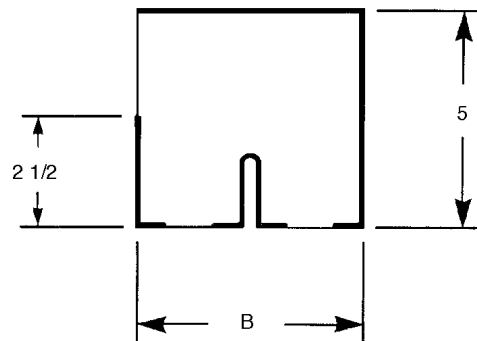
Return Air Linear



Dimensions




Side View



End View

Model	A	B
RAL241	23 3/4"	2 7/16"
RAL242	23 3/4"	5 1/4"
RAL243	23 3/4"	8 1/16"
RAL481	47 3/4"	2 7/16"
RAL482	47 3/4"	5 1/4"
RAL483	47 3/4"	8 1/16"



Typical Application

APPLICATION

The RAL Series return air linear is used to return room air to the return air plenum. It is designed to match the VFL, SAL, and EFL Series diffusers in appearance. The interior of the unit and light shield are painted flat black to eliminate interior illumination.

INSTALLATION

The RAL Series return air linear installs in a standard grid by straddling a grid runner. Plenum hangers are provided and may be used to support the units with suspension wires. The unit may be used in plastered or sheet rock ceilings, spline frame ceilings, and fine line ceilings with the use of optional accessories.